



## WHAT'S INSIDE?

### THE PROJECT

Join the ReadTwinning Platform and become a member of our community!

### THE PARTNERS

A training summer for the ReadTwinning Staff.

### READTWINNING NEWS

Dissemination Events: the perfect way to discover ReadTwinning.

### SCHOOL VOICES

Lesson Plans ready to use to enhance the love for reading.





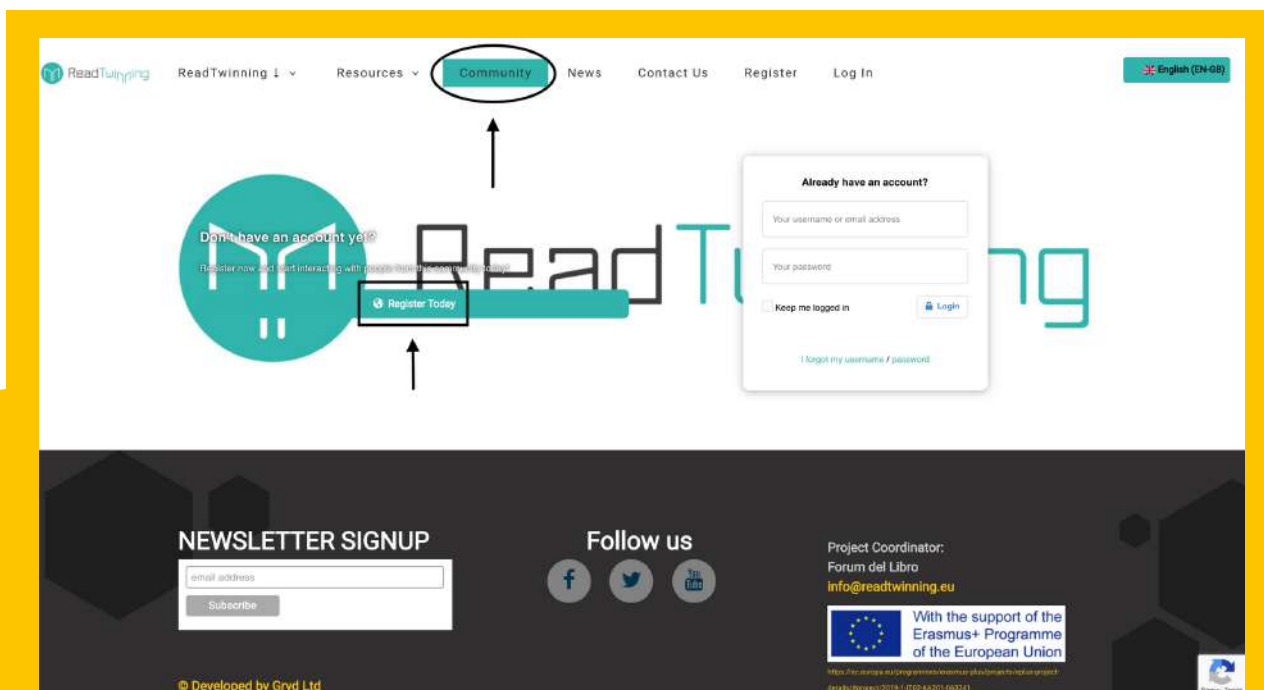
## THE PROJECT

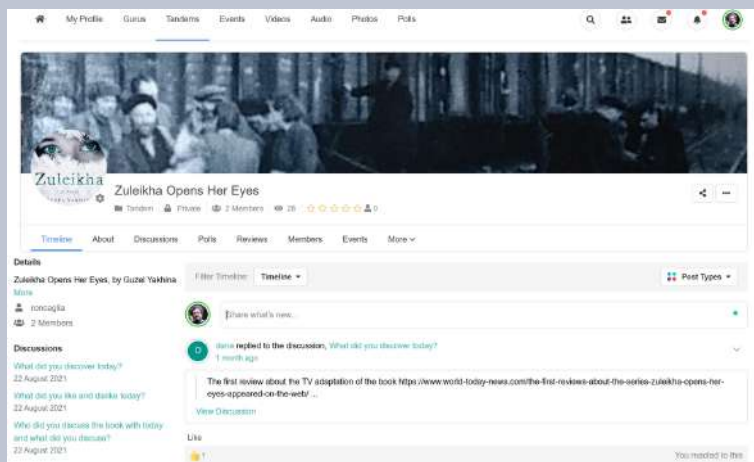
### THE READTWINNING PLATFORM IS READY

The Platform will be the perfect environment where young readers will share their interests, suggest relevant books, and share rich media content of their reading experience. Our digital team worked to create a safe, welcoming, and inclusive experience.

#### Using the platform is very easy!

Go to the [ReadTwinning website](#), access the section “[Community](#)” and **log-in**. Fill in the form by answering the questions about your favourite films and books, your hobbies, the music you love to listen to and create your own account. Once the account is ready you can personalize your page, find new **reading pals**, create a **reading diary** or a **tandem** and share interesting links, photos, and videos. **Gurus** will be there to help you find interesting new books and do not forget to collect as many **badges** as you can.





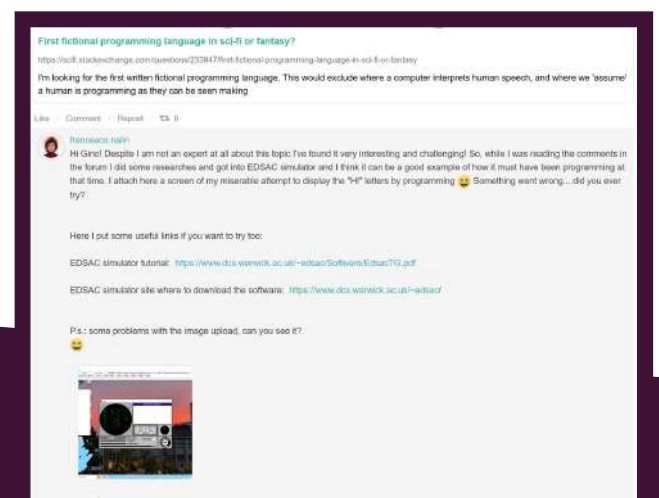
Once in a tandem, it is possible to see the activities of the group in the **Timeline** section, to have an exchange of views about the characters, the story or the setting in the **Discussion** section, and do not forget to write comments in the **Review** section. On the platform it is also possible to create **Pools** and to organize online meetings for the tandem's participants in the **Events** section.

As a **teacher**, share the platform with your students and invite them to be part of the community. Help them in finding new friends with the same interests, guide them in the creation of **reading tandems** and promote the sharing of experiences in class.

The **parents** can also be part of the community and live the ReadTwinning experience. Log-in and create a reading tandem with your children, and remember: **a reading experience is always better when shared!**

Many other things could be done on the platform. To discover them step by step watch the **video tutorials** here. (insert link)

And this is not all, some events to present the ReadTwinning tools are in store for you: keep reading and check out the News section!



What are you waiting for?

Become part of the ReadTwinning community and enjoy the platform!





## A TRAINING SUMMER FOR THE READTWINNING STAFF

The ReadTwinning Staff never stops, not even during holidays! Partners took advantage of the summertime not only for some beach reading, but mostly to get involved in a good program: the **Joint Staff Training**.

The staff met online on the **12th** and on the **13th of July** for two sessions of self-training. It has been the occasion to present different tools useful for improving the project, such as the **Moodle Course**, where all the materials created by the partners are shared, and the **ReadTwinning Platform**, which needed to be tested before being made public for students and teachers. The Joint Staff Training ended on the **6th of September** with a final discussion about the entire training experience.

The first day started with **Forum del Libro** who presented a specific aspect of the Readtwinning Methodology, the Reading Tandems: small groups of readers that share common interests. Later, **Gryd** showed the participants how to use the main features of the Platform. The **European University Cyprus** explained the structure and content of the teachers' training hosted on the Moodle platform, which will be public soon and will take place in different countries. The team elaborated different modules about the ReadTwinning methodological approach, the pedagogical basis and some ideas for engaging students, particularly low motivated ones, through reading activities. The team also prepared some materials for the parental engagement courses, which aim at involving parents in engaging with the platform activities and their children through the love for reading.







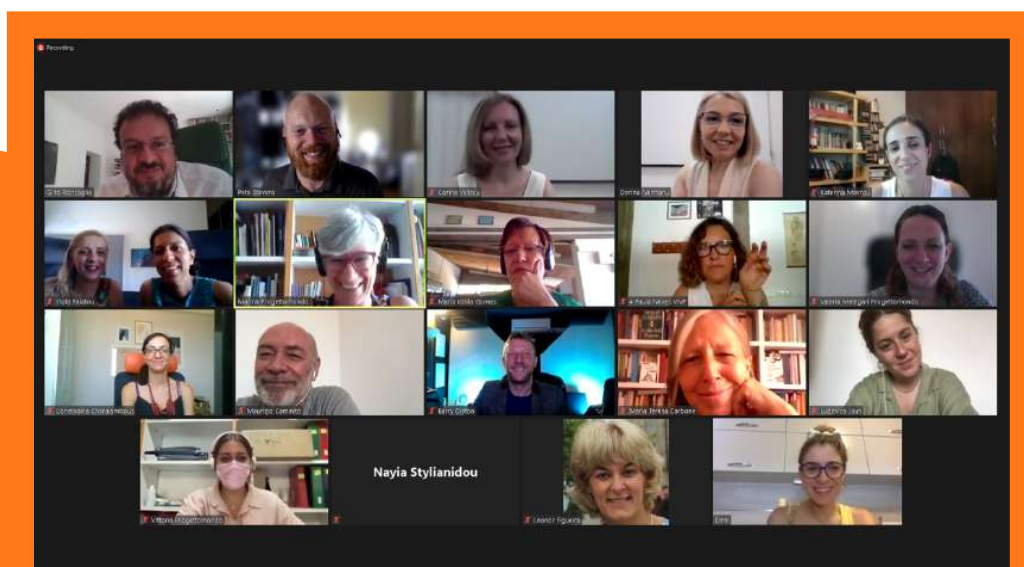
On the second day, the team enjoyed an interesting **Guest Lecture** with Maria Vittoria Alfieri and Elena Bonifazi of Pearson, and Edoardo Montenegro of *Betwyll*. The guests explained to the ReadTwinning partners their experience of social reading and enriched our consortium by presenting the app Betwyll that combines reading with social networking to improve the experience of the reader.

On the second part of the day, the group focused on the Lesson Plan. Gryd showed how to add, modify, and upload a Lesson Plan, whereas the **partner schools** from Cyprus, Portugal and Romania explained how to build and use lesson plans in class.

During the summer, partners explored all the Moodle Course materials and had the opportunity to test all the available features of the ReadTwinning Platform. The Platform is also where the Joint Staff Training concentrated the most, because as “holiday homework” the participants should become part of – at least one – **Reading Tandem**. The partners chose a book according to their personal interests, and by working in small groups they filled in their reading diary.

On the **6th of September** the partners met for the final session and shared the experiences made during the summer. They reported on both the Moodle Course materials and on the user experience of the Platform.

Thanks to the Joint Staff Training, the Intellectual Outputs of ReadTwinning are now ready to be tested. The partners have the necessary toolkit to support all people interested in joining the **ReadTwinning world!**





## DISSEMINATION EVENTS

During the month of November, ReadTwinning partners will organize some online **dissemination events**.

Dissemination events are useful to introduce to teachers, parents, librarians or interested people some materials and tools created by the ReadTwinning team. This will allow us to spread what we achieved until this period to make them available for teachers, students, and parents.

In each country part of the project (Cyprus, Italy, Portugal, Romania and UK) events of dissemination have been scheduled to spread the message and the aim of ReadTwinning. The events will be held in the national language.

Here all the information:

- **Portugal on Wednesday 10 of November at 16:00 CET**

After a brief introduction of the ReadTwinning Guidelines and Platform, on the 10th of November, the Portuguese school will host the local writer Carlos Paixão. Teachers will discuss with him about how to motivate young people to read. Finally, some activities and lesson plans already made will be presented.

Contact [paula.neves@escolasdevnpaiva.pt](mailto:paula.neves@escolasdevnpaiva.pt) for more information!

- **Cyprus on Saturday 13 November at 09:00 CET**

On the 13th of November, the presentation of the ReadTwinning project in Cyprus will concentrate on explaining the Readtwinning pedagogical model and guidelines and on presenting some examples of practices tested at schools. This first part will be followed by an online workshop on how to use the Platform. Contact Constadina at [co.charalambous@euc.ac.cy](mailto:co.charalambous@euc.ac.cy) for further information!





- **Italy on Wednesday 17 November at 15:00 CET**

The Italian hands-on dissemination seminar has been connected with the Forum del Libro Event 2021, in order to have among the participants also the Italian Minister of Education. It will take place on the 17th of November and after the presentation of the project there will be an interview with Antonio Manzini, writer, screenwriter and director. The event will be held both in presence in Rome, and on a Zoom and Social Media live streaming.

Contact [info@forumdellibro.org](mailto:info@forumdellibro.org) for more information!

- **UK on Thursday 25 November at 15:30 GMT (16:30 CET)**

On Thursday 25th of November, the ReadTwinning concept, platform and other resources will be presented to the UK education community. Sharing the idea and tools to connect young readers together based on their shared hobbies and interests, without the boundaries of traditional reading groups. Participants will experiment with the tools during the event and can immediately start using them with students.

Contact [readtwinning@gryd.uk](mailto:readtwinning@gryd.uk) for further information.

- **Romania on Friday 19 November at 15:00 CET**

The Romanian team of ReadTwinning will present the project on the 19th of November. The event will focus on how to use the ReadTwinning methodologies and resources and will give feedback based on the student's perspective. A workshop on the use of the platform will close the event.

Contact [nemtanudorina@yahoo.com](mailto:nemtanudorina@yahoo.com) or [dcnane@yahoo.com](mailto:dcnane@yahoo.com) for more information!

For the report on the dissemination events do not miss the next newsletter!





## READTWINNING LESSON PLANS READY TO USE



The Lesson Plans designed, created, and tested by our partner school are ready!

The **ReadTwinning teachers** from Cyprus, Portugal, and Romania, also thanks to the experience gained with The Living Book, have worked since the project's beginning on numerous activities to enhance the love for reading in children and teenagers. Their vast knowledge and experience are now enclosed in the **ReadTwinning Lesson Plans**, which they imagined and tested in class during these last years. Designed to be replicated by any teachers with their students, the Lesson Plans are available on the ReadTwinning page under the section "Resources".

ReadTwinning Lesson Plans are very easy to use. You will immediately notice that all the lessons are sorted out by the **age**, **time**, and **topic**. In addition, some **key words** were associated with the lesson to make the user understand faster what's inside the plan. For example, for those lessons concentrating on the reading experience and involving the reading tandem methodology you will find the key word "**reading tandem**". Instead, if a lesson focuses on recognizing the genre of the story, you will find "**adventure**", "**horror**" or "**romance**" as tags. You can also search by tag, so that you can find what your students need to work on.

By clicking on the title, you can explore the lesson plan, which is structured in six parts: *Introduction, Learning Objectives, Process, Tools & Equipment, Useful Links, Conclusion*. The Lesson Plans have been thought to be **ready to use**: they provide the teacher with all the necessary materials and links. In addition, lots of them include a **digital tool**, which is a perfect element to engage students even more. Many lesson plans include participatory activities, group works and aim at developing critical thinking through books. If this is what you are searching for in your lessons, give it a try and share with us your experience!

The Lesson Plans are temporarily available only in English language, but soon they will be available in all national languages. Start to promote the love for reading by trying the ReadTwinning Lesson Plans!

